



Mandy Foot

Children's Book Author/Illustrator



Mandy is an award winning, best selling, children's book Author and Illustrator who shares her Adelaide Hills studio with two Border Collies - Arty and Rory, also referred to as her shadows.



'My obsession with drawing animals and giving them an abundance of personality began when I was around 2, with chalk, on my grandparents pavement. Only then they didn't look like animals or anything much for that matter. Thankfully, I've never stopped drawing and have improved since then! Apart from creating, one of the most fulfilling roles I have is to visit numerous schools each year, especially during Book Week, to share my passion with thousands of students. I conduct workshops and presentations for all year levels - from ELC (nurturing a love of literacy and self expression through drawing activities), right through to Year 12 where I delve into the

process of creating a picture book. As an ambassador for Raising Literacy Australia I believe that picture books are the window to literacy. They are a portal to a world of knowledge and imagination. Books really do take the imagination on a journey where anything is possible.'


School Sessions. Educational, lively and interactive with collaborative drawing bringing to life and characterizing favourite animals, exploring expression. Hands on drawing workshops also available.

For school visits and speaking engagements please contact my Booking Agent, Becky
- **Becky's Literary Bookings** becky@beckysliterary.com.au

For a complete publication list, please visit my website www.mandyfoot.com



BEV AND KEV - written by Katrina Germein, published by Little Book Press, 2022.



THE LAST DRAGON - written by Charles Massy, published by the National Library of Australia, 2021.

new releases



Keep in touch with new releases and what I'm working on
www.facebook.com/mandyfootillustration

Mandy Foot

Children's Book Author/Illustrator

Author | Illustrator Session | Overview

A brief overview of the sessions/workshops offered.

The format of the session can be tailored to the schools individual requirements.



- 180mins contact time per day. Broken down to 4 x 45 minute sessions or 3 x 1hour sessions.
- Maximum of 50 students per session.

The Process - I'll select a book to focus on and explain the process I work through to create a picture book from an author/illustrator's perspective; showing one of my sketchbooks and some of the initial drawings I present to the publisher. I touch on how I come up with my ideas, showing some of my research photos. For younger students ie. ELC, Reception I may choose a more fun, interactive book such as 'The Hip Hop Barn'. I discuss the relationship between the author, illustrator and publisher and for the slightly older students, highlighting the importance of storytelling through images and how to find that balance between the words and illustrations as author/illustrator.

Read - I'll then read the story during which they will be able to recognise some of those early drawings turned into colour images within the book. Plus I'll show students some of the original paintings.


Activity - We'll draw and create a character related to the book. I briefly go into expressions and how to achieve these. We'll brainstorm how to change the look of this character - what if we wanted to turn he into a she? Students can draw along with me as I show a step by step process. For the younger students, I'll draw for them. I provide a simple A4 colouring sheet as a PDF (feel free to print as many copies as you like) which they can colour/decorate afterwards. After the session they could then write their own story based on their character. The most important thing to me is to build the students confidence - every drawing will be unique.

Requirements - Technology to show an overhead presentation including data projection screen and computer/laptop. I will bring a USB with a multipage PDF which can be opened in Adobe Acrobat. In this I include every page of the story so when I read every child can see the images clearly in large format. I'll also require a whiteboard or something similar, to tape a sheet of paper to which will be roughly A2 size (594mm x 420mm) for drawing (the school is able to keep these drawings after). Students drawing with me will need A4 paper with clipboards or similar to lean on and a pencil.



Mandy Foot

Children's Book Author/Illustrator



For a complete list of titles please visit my website

www.mandyfoot.com

For school visits and speaking engagements please contact my Booking Agent, Becky

- Becky's Literary Bookings becky@beckysliterary.com.au



Keep in touch with new releases and what I'm working on
www.facebook.com/mandyfootillustration

© Mandy Foot 2022 | www.mandyfoot.com

Mandy Foot

Children's Book Author/Illustrator



For a complete list of titles please visit my website

www.mandyfoot.com

For school visits and speaking engagements please contact my Booking Agent, Becky

- Becky's Literary Bookings becky@beckysliterary.com.au



Keep in touch with new releases and what I'm working on
www.facebook.com/mandyfootillustration

© Mandy Foot 2022 | www.mandyfoot.com